



VRV IV S SERIES

For residential and commercial use

Cooling Only 50 / 60 Hz **R-410A**

NEW

VRV join EGAT No. 5 Energy Saving Label from 1 Jan 2024 onward. Become Daikin Highest SEER Series, Ultra High Energy Efficiency.

*SEER will cover all VRV model under 100,000 BTU/h

**VRV
EGAT No.5 Label**



RXUQ-A
3-phase 4-wire system,
380-415 V, 50 Hz

VRV X SERIES

Heavy anti-corrosion model
VRV X MAX
RXUQ-AV

New heights in energy efficiency during actual operation

The VRV X series features new models specially developed for higher efficiency. All compressors used in outdoor units are new scroll compressors designed to enhance energy efficiency.

Lineup

HP	6	8	10	12	14	16	18	20	22	24	26	28	30	32	34	36	38	40	42	44	46	48	50	52	54	56	58	60	
Single outdoor units	●	●	●	●	●	●	●	●																					
Double outdoor units																													
Triple outdoor units																													




RXQ-A
3-phase 4-wire system,
380-415 V, 50 Hz

VRV A SERIES

Heavy anti-corrosion model
VRV A MAX
RXQ-AV

Saves space and delivers excellent performance

The VRV A series achieves high efficiency in a design that is more compact and lightweight. It also offers comfort, easy installation, and high reliability to meet the needs in various buildings.

Lineup

HP	6	8	10	12	14	16	18	20	22	24	26	28	30	32	34	36	38	40	42	44	46	48	50	52	54	56	58	60
Single outdoor units	●	●	●	●	●	●	●	●																				
Double outdoor units																												
Triple outdoor units																												




RSUQ-A
4-6 HP: 1-phase, 220-240V/220-230 V, 50/60 Hz
7-9 HP: 3-phase, 380-415 V, 50 Hz

VRV S High Seasonal Efficiency SERIES

Especially designed for residential houses, small office and shops

New VRV S High Seasonal Efficiency series achieves higher energy efficiency with a variety of function for comfort and high performance. A wide range of options for installation location and application are easily achieved by the low height casing, long piping length and other features.

Lineup

HP	4	5	6	7	8	9
Cooling Only	●	●	●	●	●	●




RXMQ-A/B
4 HP: 1-phase, 220 V, 50 Hz
5-6 HP: 1-phase, 220-240 V/
220-230 V, 50/60 Hz
8-9 HP: 3 phase, 380-415 V, 50 Hz

VRV IV S SERIES

Especially designed for residential houses, small offices and shops

VRV IV S series aims to provide sufficient capacity, along with the compact size required by residential houses, small offices and shops. Outdoor units are designed to be slim and space saving to suit your needs.

Lineup

HP	4	5	6	8	9
Cooling Only	●	●	●	●	●



Exceeding Boundaries with Innovative Energy Savings



Contents

Background of VRV development	3
VRV User Benefits	5
VRV Outdoor Units Series	7
VRV IV S Series	9
Main Features	9
Cutting-edge Technologies	12
Design Flexibility and Simplified Installation	13
Indoor Unit Lineup	15
Specifications and Combinations	17
Option List	19
Daikin Engineering Supports	20

First launched in Japan in 1982, the Daikin VRV system has been embraced by world markets for over 35 years. Now, Daikin proudly introduces the new VRV X and A series. By combining the technologies of **VRV**, **VRT** and **VAV**, we have attained both energy savings and comfortable air conditioning.

VRV + VRT + VAV

Energy savings

Uniting VRV, VRT and VAV technologies

Automatic refrigerant charge function

- Optimised operation efficiency
- Higher installation quality
- Easier installation

High reliability

- New inverter PC board
- Double backup operation
- Refrigerant cooling for PC board

* VRV is a trademark of Daikin Industries, Ltd.

Design Your Own Clean Air Solution

Daikin Air Filtration Solution

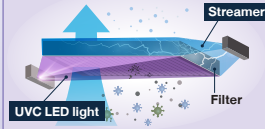
Triple Action, Ensure Absolute Clean Atmosphere

PM2.5 + Virus

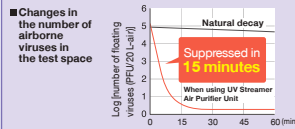
**Daikin VRV
4 ways Cassette**

FXFQ-AV2S, FXFSQ-AV2S

Removes bacteria¹ and suppresses viruses² Captures in the filter by more than 99% in 30 minutes.³



Suppresses floating viruses⁴ and floating bacteria⁵ by more than 99% in 15 minutes.⁶



*1 Japan Food Research Laboratories Test Number 21051979001-0201

*2 Shokukanken Inc Test number 217500N

*3 The effect was in a closed test space of 25m³ after 30 minutes of operation and was not a test result in an actual operation space


*4 Kitasato Research Center for Environmental Space Test number 2021_0375

*5 Japan Food Research Laboratories Test number 21051979001-0101

*6 The effect was in a closed test space of 25m³ after 15 minutes of operation and was not a test result in an actual operation space

+ Built- In PM2.5 Filter
BAEF125DWS

**UV Streamer
Air Purifier Unit**



**UVC
265nm**

STREAMER

**Antibacterial/
Antiviral filter**
MERV 13 rating



NEW

This product has been certified by Thailand OCPB to be Non harmful UVC product



Chamberless High Performance Filter, Easy Installation
97%*7 of 1.0 -3.0 µm is captured Equivalent range as PM1.0-PM3.0

PM2.5

**Daikin VRV
4 ways Cassette**



FXFQ-AV2S, FXFSQ-AV2S

PM2.5 + Virus

**Daikin VRV Streamer
4 ways Cassette**



FXFTQ-AVS, FXFRQ-AVS

+ MERV8 Filter
BAF552A160

Air Purification Demonstration Test

Air Purification capacity was compared using the same amount of smoke.

Standard pre-filter
Indoor unit maximum airflow 36.5 m³/min Fan/Powerful operation



MERV 8 DAIKIN AIRFILTER
Indoor unit maximum airflow 36.5 m³/min Fan/Powerful operation



Experiment conditions: In a space of 5 m width x 3 m depth x 2.4 m height, a smoke machine was run for 50 seconds at 31 m³/min and the smoke suctioned into the filter. Test product: Indoor unit FXYFP140EA, high ceiling mode (setting), swing airflow direction

*7 Air passes through filter 10 times.

Virus

**Daikin VRV
Streamer Line up**

*8 Option part is required.




FXFTQ-AVS, FXFRQ-AVS



FXCQ-BVMS*8

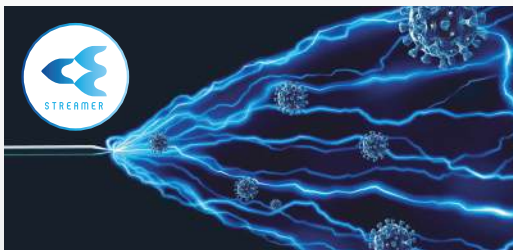


FXHQ125/140BVMS*8



FXZQ-BVMS*8

+ STREAMER TECHNOLOGY



Irradiate streamers when the fan and air conditioning operation is stopped. The streamer fumigates the cabin and sterilizes the filter.

Why Daikin Streamer?

Equipped with decomposition technology, Streamer is a type of plasma discharge that eliminates allergens such as pollen, mould, and mites, as well as, deodorises anti-bacterial dust filters so you can breathe with ease.

Mechanism of decomposition by Streamer



Streamer emits high-speed electrons.



The electrons collide and combine with nitrogen and oxygen in the air to form four kinds of decomposing



The decomposing elements provide decomposition power.

Daikin Air Ventilation Solution

Air Treatment Product, Better Air Better Life

CO2 + PM2.5 + Virus + Humidity



VKM-GCVE



FXMQ-MFV1



FXMQ-BFV2S

Daikin Ventilator/OAPU

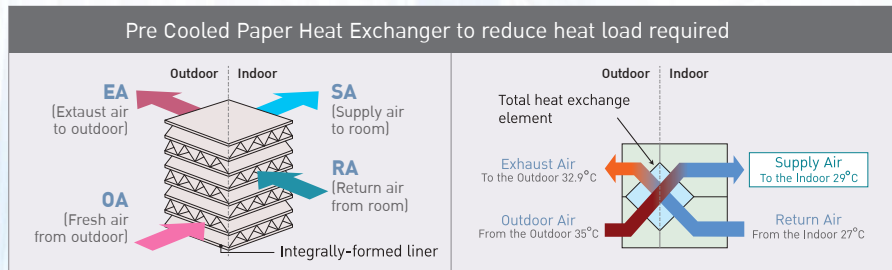
Intaking Pre Cooled Fresh air. Improve system energy efficiency, Lessen required heat load to cool the intake fresh air.

CO2 + PM2.5 + Virus

Daikin Ventilator VAM



VAM-HVE

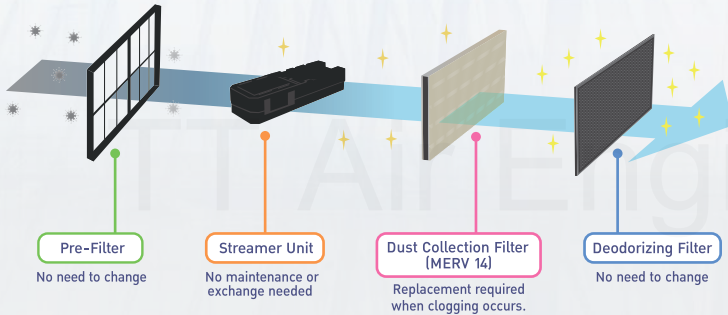


+ Streamer Duct Chamber

BDEZ500A-VE



Filters Mechanism



Standard 52.2 Minimum Efficiency Reporting Value	Composite Average Particle Size Efficiency, % in Size Range, μm		
	Range 1 (0.3-1.0)	Range 2 (1.0-3.0)	Range 3 (3.0-10.0)
14	75%	90%	95%

Product: Streamer Duct Chamber (Line-Up 1,2,3)
 Testing Organization: Goldensea
 Test Number: GS-GL-0817-2021-01/02, GS-GL-0818-2021-01
 Test Method: Filter performance test based on ASHRAE 52.2-2017
 Test result: The filter meets MERV 14 rating.

CO2 + PM2.5

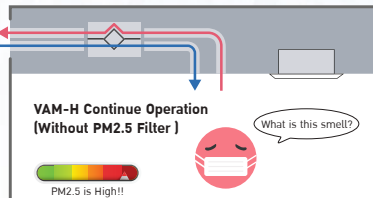
Daikin Ventilator VAM



VAM150/250/350HVE

Without PM2.5 Filter

In case, outdoor condition are polluted...



Ventilation is needed to provide fresh air!

Ventilation is needed when outdoor condition good in order to reduce Co2 and bring fresh air to avoid peoples cause feel stuffy, and others more. However, when outdoor condition is polluted, VAM-H have to stop operation to avoid from bring dirty air to indoor.

+ Built- In PM2.5 Filter

BAFH510A250 /350

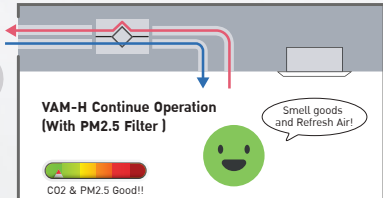
NEW



No Filter Box Required!!

With PM2.5 Filter

In case, outdoor condition are polluted...




Clean Air to improve your healthy life!

With an optimal PM2.5 filter, say goodbye to interruptions in ventilation operation, as this innovative filter ensures a continuous flow of fresh air by 90% shutdown (MERV14 filter).

VRV Development History

To meet the needs of the times, we've been continuously developing technologies as the leading air conditioning manufacturer in the world.



VRV series released in 1982

The birth of innovative products that changed the history of air conditioning technology

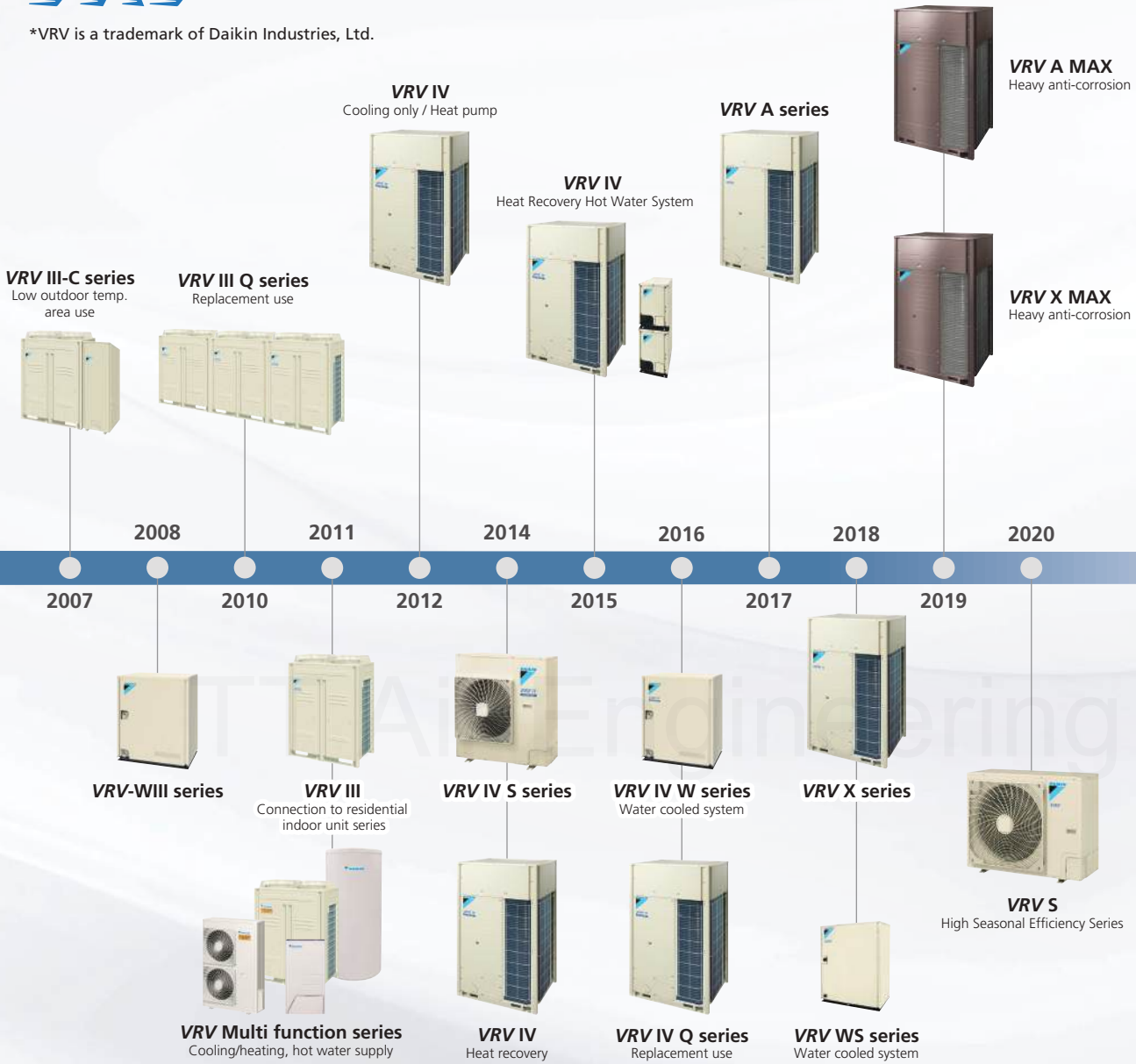
- 2.5-year development term
- Completion of development in May, 1982
- Technical award of Japan Society of Refrigerating & Air-conditioning Engineers in 1983

Expansion of the country of sale

Sales companies well established
in more than 70 countries



*VRV is a trademark of Daikin Industries, Ltd.



VRV User Benefits

For property OWNERS

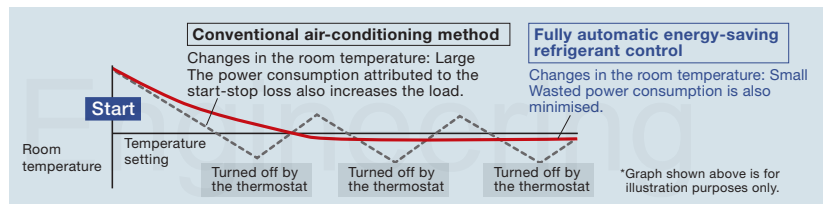
First launched in 1982, the Daikin VRV system has been providing comfort and reliability to building owners and their tenants for over 35 years. Leveraging the latest in energy-saving technology, Daikin has further improved energy savings while reducing space requirements. This added value is one reason why Daikin is the right choice for building owners.

Energy saving & comfortable environment

Based on the idea of using only as much space as absolutely required, Daikin first launched its commercial multi-split air conditioning systems in 1982. Since then, customers have benefitted from much increased energy efficiency. Now, our revolutionary new systems dramatically reduce energy with VRT Smart Control. During operating periods, control programs ensure thermal loading is generally low, thus boosting energy efficiency. This greatly reduces the amount of energy required for building air conditioning.

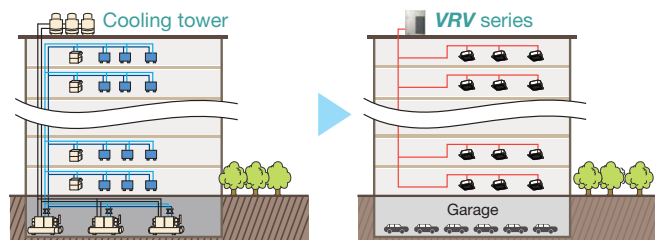


While optimally operating at low load, it maintains a comfortable indoor environment.



Efficient space utilisation

Daikin VRV system can be used to develop a large-scale air conditioning system on a single refrigerant system, thus reducing the space required for air conditioning equipment. Because the difference in height between the indoor and the outdoor unit can be as large as 90 m, even with a 20-storey building all of the outdoor units can be placed on the rooftop for more efficient utilisation of space.



High reliability

Double backup operation

Daikin VRV outdoor unit goes beyond just highly reliable compressors with a backup system that ensures continued operation.


Unit backup

Should one outdoor unit in a multiple unit system fail, the other outdoor units switch to emergency operation. If for some reason a failure occurs, the system for that unit does not completely stop, and air conditioning is maintained.


Compressor backup

Since units are equipped with two compressors, even if one compressor fails, the other compressor carries on in emergency mode.

Unit backup operation function



Compressor backup operation function



For
USERS

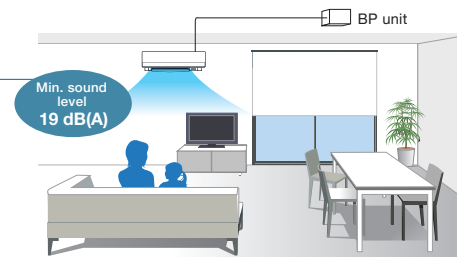
Comfortable environment

While operating optimally at low load, VRT smart operation maintains the indoor temperature and ensures a comfortable environment.



Residential Indoor Units

Because indoor units developed for residential use can be connected, it is possible to realise quiet operation. You can include indoor units that operate at min.19 dB(A), and to reduce the noise of refrigerant passing through the piping by remotely installing an BP unit.



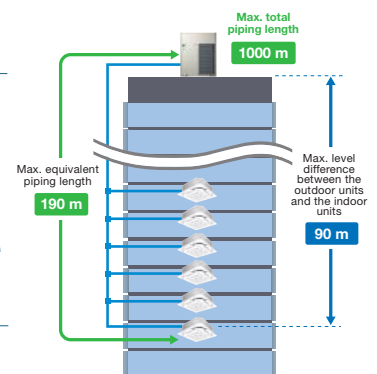
For
**CONSULTANT
and DESIGN
OFFICES**

Varied lineup of models

System applications range from family residences to large commercial buildings. With 26 types of indoor unit available, comfortable airflow is ensured in every space.

Long piping provides more flexible system design

Greater design freedom is provided because equivalent piping between indoor and outdoor unit can run as large as 190 m and reach a maximum height difference of 90 m.




Compatible with engineering software

We at Daikin provide the software, the simulation results, and drawing materials to support the business-information modeling (BIM) currently entering the mainstream in construction industries.

Energy efficient

Daikin's innovative energy-saving technology helps you to achieve your green building solution.



For
INSTALLERS

Automatic Refrigerant Charge Function

The automatic refrigerant charge function automates the charging of the proper refrigerant amount and the closing of shut-off valves by simply pressing a switch after pre-charging. Simplified installation eliminates excessive and insufficient refrigerant charge amounts due to calculation mistakes, and this has led to higher installation quality.

Lightweight and compact large-capacity single units

Systems can be configured with single modules providing up to 20 HP. The lightweight and compact bodies are both easy to install and can be transported in elevators.

Simple piping, easy wiring

The REFNET piping system and DIII-NET system simplify refrigerant piping and control wiring installation.



Wide Variety of Series Models to Supply Total Air Solutions



RXUQ-A

3-phase 4-wire system,
380-415 V, 50 Hz

VRV X SERIES

Heavy anti-corrosion model

VRV X MAX
RXUQ-SW



New heights in energy efficiency during actual operation

The VRV X series features new models specially developed for higher efficiency. All compressors used in outdoor units are new scroll compressors designed to enhance energy efficiency.



Lineup

HP	6	8	10	12	14	16	18	20	22	24	26	28	30	32	34	36	38	40	42	44	46	48	50	52	54	56	58	60
Single outdoor units	●	●	●	●	●	●	●	●																				
Double outdoor units				●	●	●	●	●	●	●	●	●	●	●	●	●	●	●	●									
Triple outdoor units							●	●											●	●	●	●	●	●	●	●	●	



RXQ-A

3-phase 4-wire system,
380-415 V, 50 Hz

VRV A SERIES

Heavy anti-corrosion model

VRV A MAX
RXQ-SW



Saves space and delivers excellent performance

The VRV A series achieves high efficiency in a design that is more compact and lightweight. It also offers comfort, easy installation, and high reliability to meet the needs in various buildings.



Lineup

HP	6	8	10	12	14	16	18	20	22	24	26	28	30	32	34	36	38	40	42	44	46	48	50	52	54	56	58	60
Single outdoor units	●	●	●	●	●	●	●	●																				
Double outdoor units							●	●	●	●	●	●	●	●	●	●	●	●	●									
Triple outdoor units																				●	●	●	●	●	●	●	●	



RSUQ-A

4-6 HP: 1-phase, 220-240/
220-230 V, 50/60 Hz
7-9 HP: 3-phase, 380-415 V, 50 Hz

VRV S High Seasonal Efficiency SERIES

Especially designed for residential houses, small office and shops

New VRV S High Seasonal Efficiency series achieves higher energy efficiency with a variety of function for comfort and high performance. A wide range of options for installation location and application are easily achieved by the low height casing, long piping length and other features.



Lineup

HP	4	5	6	7	8	9
Cooling Only	●	●	●	●	●	●



RXMQ-A/B

4 HP: 1-phase, 220 V, 50 Hz
5-6 HP: 1-phase, 220-240 V/
220-230 V, 50/60 Hz
8-9 HP: 3-phase, 380-415 V, 50 Hz

VRV IV S SERIES

Especially designed for residential houses, small offices and shops

VRV IV S series aims to provide sufficient capacity, along with the compact size required by residential houses, small offices and shops. Outdoor units are designed to be slim and space saving to suit your needs.



Lineup

HP	4	5	6	8	9
Cooling Only	●	●	●	●	●

From residential houses to large buildings,
and from newly constructed to renovated buildings,
VRV system meets a wide range of air conditioning needs
and supplies total air solutions.



RQQ-T
3-phase 4-wire system,
380-415 V, 50 Hz

VRV IV Q SERIES

For quick & high quality replacement use

VRV IV Q series, a replacement VRV unit, can be installed using existing refrigerant piping, so renovation of the air conditioning system can be carried out quickly and smoothly. This minimises inconveniences to activities and users in the building.

Lineup

HP	6	8	10	12	14	16	18	20	22	24	26	28	30	32	34	36	38	40	42	44	46	48	
Standard Type	●	●	●	●	●	●	●	●	●	●	●	●	●	●	●	●	●	●	●	●	●	●	●
Space Saving Type							●	●					●	●	●	●	●	●	●	●	●	●	●



RWEYQ-T
3-phase 4-wire system,
380-415 V, 50 Hz

VRV IV W SERIES

Water cooled system suitable for tall multi-storied buildings

Water cooled VRV IV W series utilises water as a heat source. The temperature of heat source water can be from 10°C to 45°C, and outdoor air temperature does not affect cooling capacity. The outside unit is compact and saves space in the machine room.

Lineup

HP	6	8	10	12	14	16	18	20	22	24	26	28	30	32	34	36
Cooling Only	●	●	●	●	●	●	●	●	●	●	●	●	●	●	●	●



RWXQ-A
1-phase, 220-240 V/220 V, 50/60 Hz

VRV WS SERIES

Water cooled system suitable for residential houses

Water cooled VRV WS series outside units are designed to be compact and lightweight, and single phase power supply enables simplified installation in residential applications.

Lineup

HP	4	5	6
Cooling Only	●	●	●



RWHQ-T / HWHQ30A
3-phase 4-wire system,
380-415 V, 50 Hz

VRV IV HEAT RECOVERY HOT WATER SYSTEM

Comfortable air conditioning and energy-efficient hot water heating

This energy-efficient, multifunction system recovers waste heat generated by air conditioning, as energy to heat water. It is suitable for different business applications and provides flexible combination of VRV IV indoor units achieving comfort and aesthetic.

Lineup

HP	6	8	10	12	14	16	18	20	22	24	26	28	30	32	34	36	38	40	42	44	46	48	50	52	54	56	58	60
High-COP Type				●	●	●	●	●	●	●	●	●	●	●	●	●	●	●	●	●	●	●	●					
Standard Type	●	●	●	●	●	●	●	●	●	●	●	●	●	●	●	●	●	●	●	●	●	●	●	●	●	●	●	●
Space Saving Type							●	●	●	●	●	●	●	●	●	●	●	●	●	●	●	●	●					

VRV IV S SERIES

The Ideal Air Conditioning System for Residential Houses, Small Offices and Shops

Cooling Only
4 HP—9 HP
 (12.1 kW) (24.0 kW)




RXMQ4AVES
RXMQ5-6BVMS



RXMQ8-9AY1S

Compact & lightweight design

The new design has been optimised for the VRV IV S series, with the height of 4 HP, 5 HP and 6 HP models reduced to only 990 mm. This design gives the building a sleek look externally and provides the occupants with a clear, unobstructed view of the scenery. The VRV IV S series is now slim and compact, with outdoor units that require minimal installation space.



Enhanced lineup

To suit a variety of room sizes, **VRV IV S** series expands the range to 8 HP and 9 HP.

VRV IV S SERIES



Lineup

5 models

Model Name	RXMQ4AVES	RXMQ5BVMS	RXMQ6BVMS	RXMQ8AY1S	RXMQ9AY1S
Power Supply	1-phase, 220 V, 50 Hz			3-phase, 380-415 V, 50 Hz	
Capacity Range	4 HP (12.1 kW)	5 HP (14.0 kW)	6 HP (16.0 kW)	8 HP (22.4 kW)	9 HP (24.0 kW)
Capacity Index	108	125	150	200	215

Wide variety of indoor units

Indoor units can be selected from 2 lineups, both **VRV** and residential indoor units, to match rooms and preferences. A mixed combination of **VRV** indoor units and residential indoor units can be included into one system, opening the door to stylish and quiet indoor units.

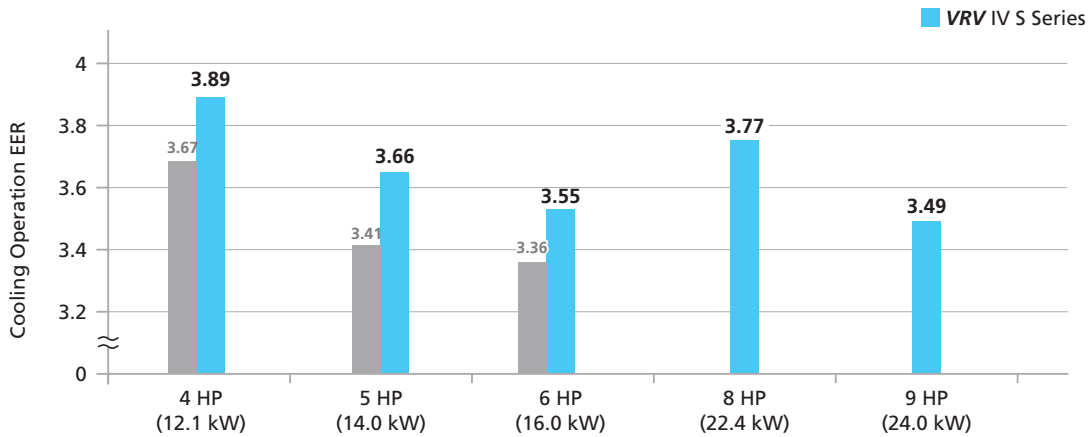


Main Features

Energy saving

Higher Coefficient of Performance (COP)

VRV IV S series provides greater energy saving as compared to VRV III S series

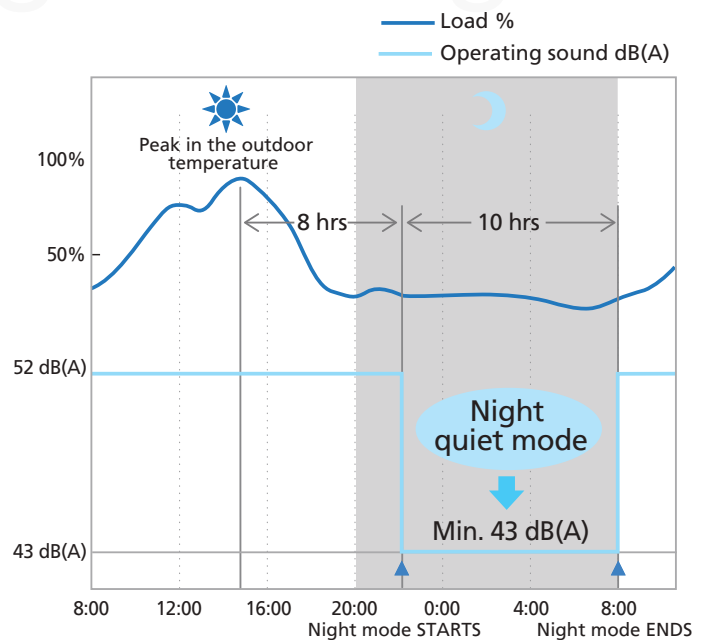


*Cooling operation conditions: Indoor temp. of 27° CDB, 19° CWB, and outdoor temp. of 35° CDB.

Quiet operation

Nighttime quiet operation function

The nighttime quiet operation function automatically suppresses the nighttime operating sound by reducing operation capacity to maintain the quiet environment of the neighborhood. Three selectable modes are available depending on the required level. This function is suitable for use in residential areas.




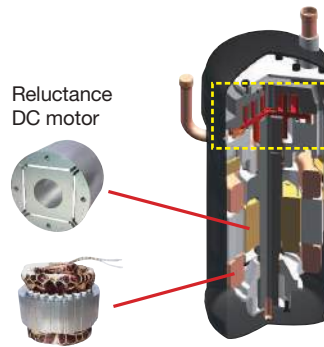
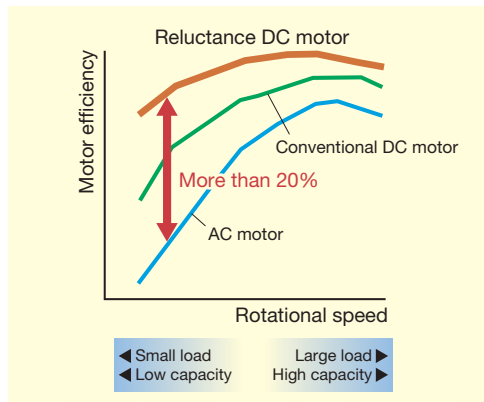
- Notes:
- This function is available in setting at site.
 - The operating sound in quiet operation mode is the actual value measured by our company.
 - The relationship of outdoor temperature (load) and time shown above is just an example.
 - In case of 4 HP outdoor unit

Collection of cutting-edge technologies realises efficient and quiet operation

The high efficiency compressor to achieve a higher COP

1 Compressor equipped with Reluctance DC motor

Daikin DC inverter models are equipped with the Reluctance DC motor for compressor. The Reluctance DC motor uses 2 different types of torque, neodymium magnet*1 and reluctance torque*2. This motor can save energy because it generates more power with a smaller electric power than an AC or conventional DC motor.



Note: Data are based on studies conducted under controlled conditions at a Daikin laboratory using Daikin products.

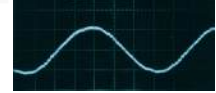
*1 A neodymium magnet is approximately 10 times stronger than a standard ferrite magnet.

*2 The torque created by the change in power between the iron and magnet parts.

>> Smooth sine wave DC inverter

Use of an optimised sine wave smoothes motor rotation, further improving operating efficiency.

Sine wave DC inverter



RXMQ4AVES, RXMQ5-6BVMS

>> Swing compressor

Daikin swing compressor has integrated the rotor with the blade, completely solving the refrigerant leakage and the wear problem caused by the mechanical friction between the rotor and the blade, which enhances the compressor efficiency and makes the compressor more quiet and durable.

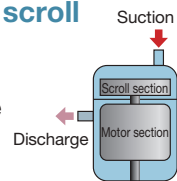
4, 5, 6 HP



RXMQ8-9AY1S

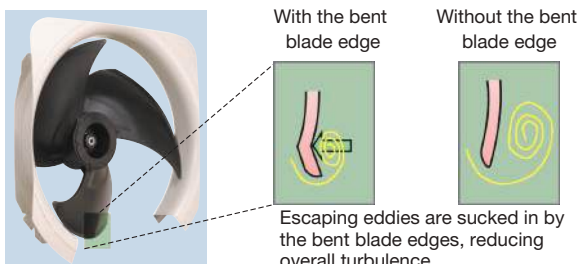
>> The structural scroll

Sucked gas is compressed in the scrolling part before the heated motor, so that the machine compresses the non-expanded gas, resulting in high efficiency compression.



2 Smooth Air Inlet Bell Mouth and Aero Spiral Fan

These two features work to reduce sound. Guides are added to the bell mouth intake to reduce turbulence in the airflow generated by fan suction. The Aero Spiral Fan features fan blades with the bent blade edges, further reducing turbulence.



3 DC fan motor

Efficiency improved in all areas compared to conventional AC motors, especially at low speeds.

DC fan motor structure

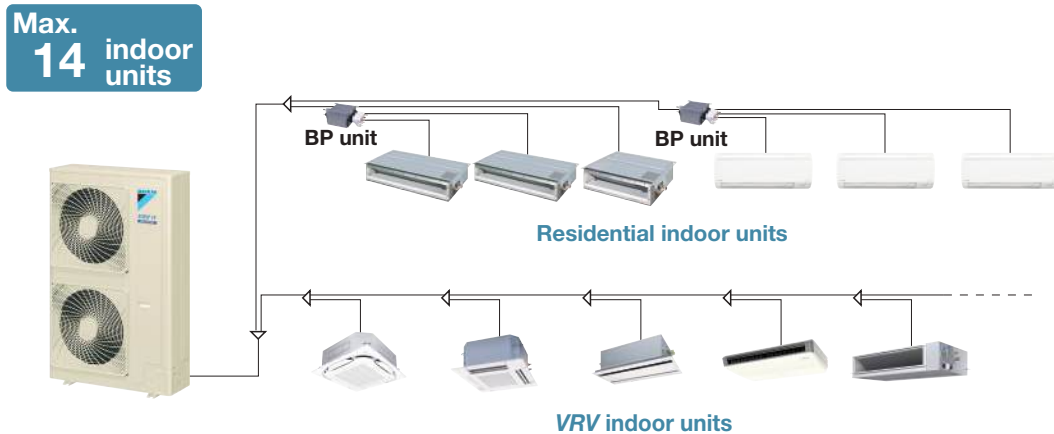


Design Flexibility and Simplified Installation

■ Connectable up to 14 indoor units

As many as 14 indoor units can be connected to a single outdoor unit, making the **VRV IV S** series a remarkably versatile system.

Note: Refer to page 18 for the maximum number of connectable indoor unit.



■ Automatic test operation

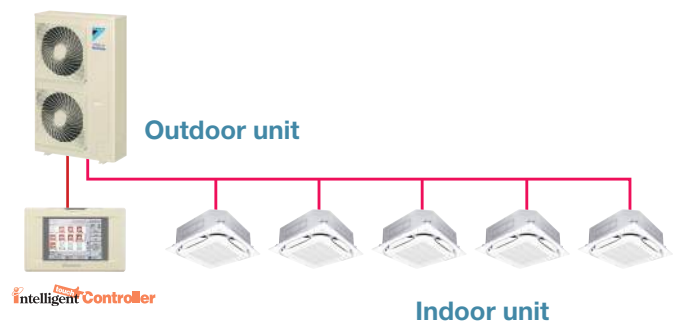
Simply press the test operation button and the unit will perform an automatic system check, including wiring, stop valves, piping, and refrigerant charging amount. The results then returned automatically after the check finishes.

■ Simple wiring and piping connection

Unique piping and wiring systems make it possible to install a **VRV IV S** series quickly and easily.

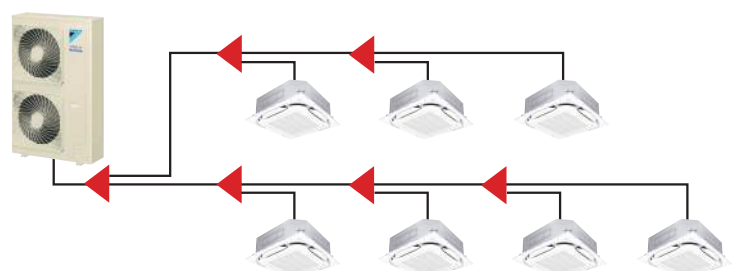
>> Super wiring system

A super wiring system is used to enable shared use of the wiring between indoor and outdoor units and the central control wiring, with a relatively simple wiring operation. The DIII-NET communication system is employed to enable the use of advanced control systems.



>> REFNET piping system

Daikin's advanced REFNET piping system makes installation easy. Only two main refrigerant lines are required in any one system. REFNET greatly reduces the imbalances in refrigerant flow between units, while using small-diameter piping.



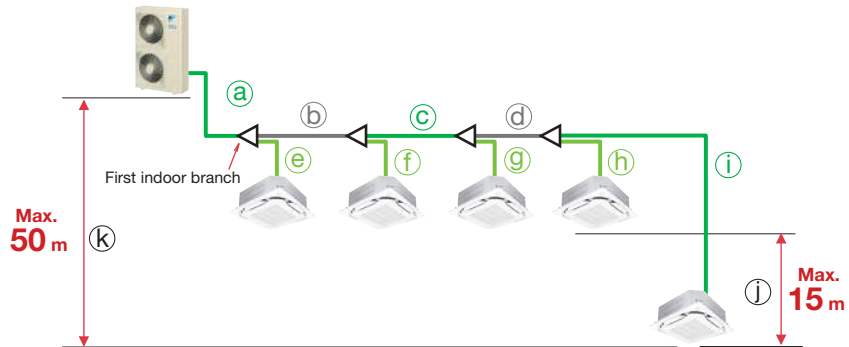
Makes the long piping design possible

Long piping length offers flexibility in the choice of installation positions, and simplifies system planning.

When only VRV indoor units are connected

Actual piping length
Max. **100 m**

Total piping length
Max. **300 m**

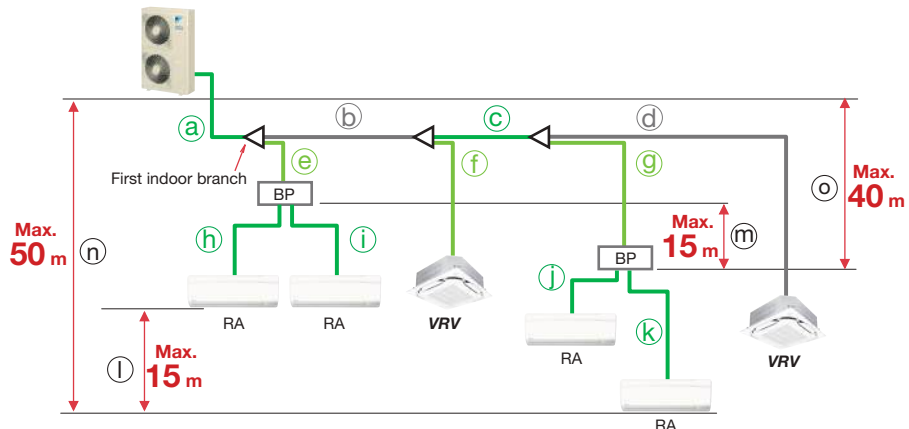


			4 HP	5,6 HP	8,9 HP	
Max. allowable piping length	Refrigerant piping length	a+b+c+d+i	50 m	70 m	100 m	
	Total piping length	a+b+c+d+e+f+g+h+i	250 m	300 m	300 m	
	Between the first indoor branch and the farthest indoor unit	b+c+d+i	40 m	40 m	40 m	
Max. allowable level difference	Between the indoor units	j	10 m	15 m	15 m	
	Between the outdoor unit and the indoor unit	If the outdoor unit is above	k	30 m	30 m	50 m
		If the outdoor unit is below	k	30 m	30 m	40 m

When a mixed combination of VRV and residential indoor units are connected or when only residential indoor units are connected

Actual piping length
Max. **100 m**

Total piping length
Max. **250 m**



			4 HP	5,6 HP	8,9 HP	
Max. allowable piping length	Refrigerant piping length	a+b+c+g+k, a+b+c+d	50 m	70 m	100 m	
	Total piping length	a+b+c+d+e+f+g+h+i+j+k	250 m	250 m	250 m	
	The first indoor branch - the farthest BP or VRV indoor unit	b+c+g, b+c+d	40 m	40 m	40 m	
Max. & min. allowable piping length	BP unit - indoor unit	If indoor unit capacity index < 60	2 m-15 m	2 m-15 m	2 m-15 m	
		If indoor unit capacity index is 60	2 m-12 m	2 m-12 m	2 m-12 m	
		If indoor unit capacity index is 71	2 m-8 m	2 m-8 m	2 m-8 m	
Min. allowable piping length	Outdoor unit - the first indoor branch	a	5 m	5 m	5 m	
Max. allowable level difference	Between the indoor units	l	10 m	15 m	15 m	
	Between BP units	m	10 m	15 m	15 m	
	Outdoor unit - the indoor unit	If the outdoor unit is above	n	30 m	30 m	50 m
		If the outdoor unit is below	n	30 m	30 m	40 m
	Outdoor unit - the BP unit	o	30 m	30 m	40 m	

Indoor Unit Lineup

Enhanced range of choices

A mixed combination of **VRV** indoor units and residential indoor units can be combined into one system, opening the door to stylish and quiet indoor units.

VRV indoor units

 New lineup



Indoor units subject to VRT smart control
















Indoor units subject to VRT control



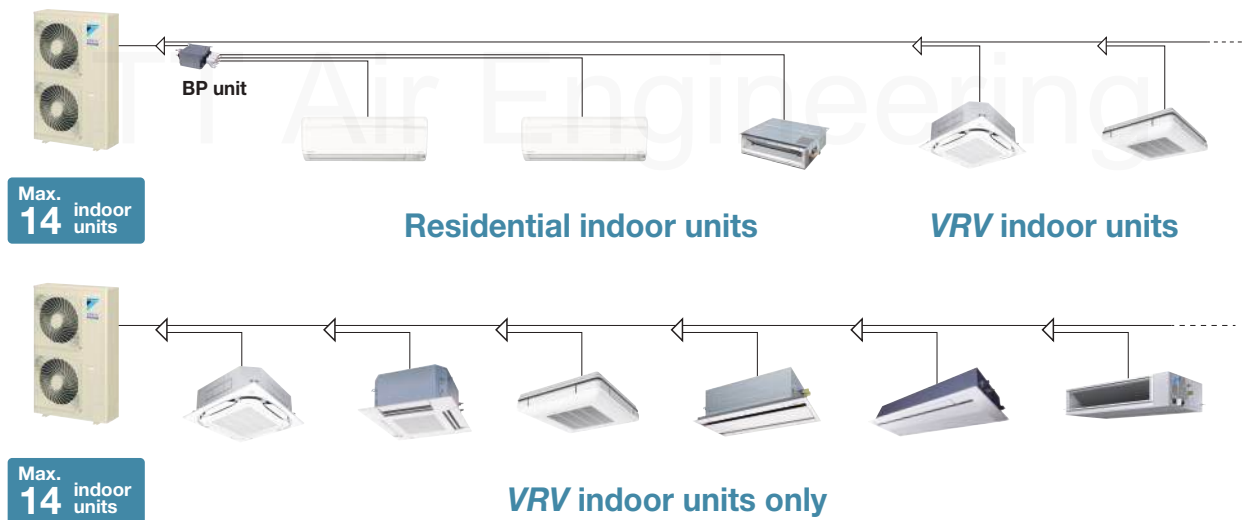
Stream Technology

Category	Type	Model Name	Capacity Range	20	25	32	40	50	63	71	80	100	125	140	200	
				0.8 HP	1 HP	1.25 HP	1.6 HP	2 HP	2.5 HP	3 HP	3.2 HP	4 HP	5 HP	6 HP	8 HP	
				Capacity Index	20	25	31.25	40	50	62.5	71	80	100	125	140	200
Ceiling Mounted Cassette	Round Flow Cassette with Sensing	FXFSQ-AVS 			●	●	●	●	●		●	●	●	●		
		FXFTQ-AVS 			●	●	●	●	●		●	●	●	●		
	Round Flow Cassette	FXFQ-AVS 			●	●	●	●	●		●	●	●	●		
		FXFRQ-AVS 			●	●	●	●	●		●	●	●	●		
	Compact Multi Flow Cassette	FXZQ-BV2S 		●	●	●	●	●								
	Double Flow Cassette	FXCQ-BVMS 		●	●	●	●	●	●			●		●		
Ceiling Concealed Duct	Single Flow Cassette	FXEQ-AV36 		●	●	●	●	●	●							
	3D Airflow Duct with Sensing	FXDSQ-AVM 		●	●	●	●	●	●							
		Slim Duct (Standard)	FXDQ-PDV2S (with drain pump) 	 (700 mm width type)	●	●	●									
			FXDQ-PDVT (without drain pump) 		●	●	●									
			FXDQ-NDV2S (with drain pump) 					●	●	●						
	FXDQ-NDVT (without drain pump) 				●	●	●									
	Bedroom Duct	FXDBQ-AVMS (with drain pump) 					●	●	●		●					
	Slim Duct (Compact)	FXDQ-SPV1 		●	●	●	●	●	●							
	Middle Static Pressure Duct	FXSQ-PAVS 		●	●	●	●	●	●		●	●	●	●		
	Middle-High Static Pressure Duct	FXMQ-PAVS 		●	●	●	●	●	●		●	●	●	●		
	High Static Pressure Duct	FXMQ-MVES 														●
FXMQ-PVM 															●	
Outdoor-Air Processing Unit	FXMQ-MFV1 												●		●	
	FXMQ-BFV2S 										●			●	●	
Ceiling Suspended	4-Way Flow Ceiling Suspended	FXUQ-AVEB 								●		●				
	Ceiling Suspended	FXHQ-MAVS 			●			●				●				
		FXHQ-BVMS 											●	●		

Category	Type	Model Name	Capacity Range	20	25	32	40	50	63	71	80	100	125	140	200	
				0.8 HP	1 HP	1.25 HP	1.6 HP	2 HP	2.5 HP	3 HP	3.2 HP	4 HP	5 HP	6 HP	8 HP	
				Capacity Index	20	25	31.25	40	50	62.5	71	80	100	125	140	200
Wall Mounted		FXAQ-AVMS 		●	●	●	●	●	●							
Floor Standing	Floor Standing	FXLQ-MAVE 		●	●	●	●	●	●							
	Concealed Floor Standing	FXNQ-MAVE 		●	●	●	●	●	●							
	Floor Standing Duct	FXVQ-NY1 												●		●
FXVQ-NY16 (high static pressure type) 																
Clean Room Air Conditioner	FXBQ-PVE 					●	●	●								
	FXBPQ-PVE 								●							
Heat Reclaim Ventilator	VAM-HVE		Airflow rate 150-2000 m3/h													
Duct Streamer Chamber	BDEZ500A-VE		Airflow rate 80-5100 m3/h													

* Optional part

VRV indoor units combine with residential indoor units, all in one system.



*Refer to page 18 for the maximum number of connectable indoor units.

Specifications

VRV IV S Series Outdoor Units

RXMQ-A
RXMQ-B



MODEL			RXMQ4AVES	RXMQ5BVMS	RXMQ6BVMS	RXMQ8AY1S	RXMQ9AY1S
Power supply			1-phase, 220 V, 50 Hz	1-phase, 220-240 V/220-230 V, 50/60 Hz		3-phase, 380-415 V, 50 Hz	
Cooling capacity	Btu/h		41,300	47,800	54,600	76,400	81,900
	Btu/h*		42,700	49,300	56,300	79,000	84,100
	kW		12.1 / 12.5*	14.0 / 14.5*	16.0 / 16.5*	22.4 / 23.2*	24.0 / 24.7*
COP			3.89	3.66	3.55	3.77	3.49
SEER*1			21.27	19.65	18.98	-	-
EGAT Label No.5			★★★★★	★★★★★	★★★★★	-	-
Power consumption	kW		3.29	3.83	4.51	5.94	6.88
Capacity control	%		24 to 100	15 to 100		20 to 100	
Casing colour			Ivory white (5Y7.5/1)				
Compressor	Type		Hermetically sealed swing type			Hermetically sealed scroll type	
	Motor output	kW	1.92	3.2	3.7	3.8	4.8
Airflow rate	m ³ /min		76	81	80	140	
Dimensions (H×W×D)	mm		990×940×320			1,430×940×320	
Machine weight	kg		71	76	78	131	
Sound level	dB(A)		53		55	57	58
Operation range	°CDB		-5 to 46				
Refrigerant	Type		R-410A				
	Charge	kg	2.9	3.4	4	5.8	
Piping connections	Liquid	mm	φ 9.5 (Flare)			φ 9.5 (Brazing)	
	Gas		φ 15.9 (Flare)		φ 19.1 (Brazing)	φ 19.1 (Brazing)	φ 22.2 (Brazing)

*Note: Specifications are based on the following conditions;

- Cooling: Indoor temp.: 27°CDB, 19°CWB.; *27°CDB, 19.5°CWB, Outdoor temp.: 35°CDB, Equivalent piping length: 7.5 m, Level difference: 0 m.
- Sound level: Anechoic chamber conversion value, measured at a point 1 m in front of the unit at a height of 1.5 m.
During actual operation, these values are normally somewhat higher as a result of ambient conditions and oil recovery mode.
When there is concern for noise the surrounding area such as residences, we recommend investigating the installation location and taking soundproofing measures.
- Refrigerant charge is required.

*1. SEER official announced from EGAT

Outdoor Unit Combinations

MODEL			RXMQ4AVES	RXMQ5BVMS	RXMQ6BVMS	RXMQ8AY1S	RXMQ9AY1S
kW			12.1	14.0	16.0	22.4	24.0
HP			4	5	6	8	9
Capacity index			108	125	150	200	215
Total capacity index of connectable indoor units	Combination (%)	50%	54	62.5	75	100	107.5
		100%	108	125	150	200	215
		130%	140	162.5	195	260	280
Maximum number of connectable indoor units			7	8	9	13	14

Note: Total capacity index of connectable indoor units must be 50%–130% of the capacity index of the outdoor unit.

Outdoor Units

VRV IV S SERIES

No.	Item	Type	RXMQ4A	RXMQ5B	RXMQ6B	RXMQ8A	RXMQ9A	
1	Header pack		BHF6RHP6Z, BHF6ARHP6Z, BHF8RHP6Z, BHF10RHP6Z					
2	REFNET header		KHRP26M22H (Max. 4 branch)					
			KHRP26M33H (Max. 8 branch)					
3	REFNET joint		KHRP26A22T			KHRP26A22T, KHRP26A33T		
4	Central drain plug		KKPJ5G280					
5	Fixture for preventing overturning		KKTP5B112					
6	Wire fixture for preventing overturning		-			K-KYZP15C		

TT Air Engineering

Daikin Engineering Supports

■ VRV Design and Sales Proposal Assistance

Daikin provides engineering supports for VRV systems. It consists of design supports that can assist consultants and architects, as well as sales proposal supports for air conditioning engineers and dealers. We at Daikin provide the software, the simulation results, and drawing materials to support the business-information modeling (BIM) currently entering the mainstream in construction industries.



Design

For consultants and architects

Combines energy efficiency and comfort

Heat load calculation

CFD simulation to optimise outdoor unit layouts

Design flexibility

Heat load calculation

Model selection

Drawing materials support



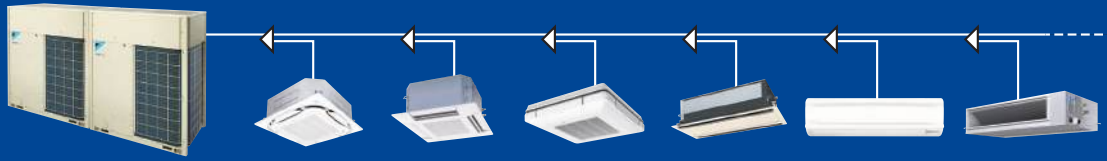
Sales proposals

For air conditioning engineers and dealers

Heat load calculation

Model selection

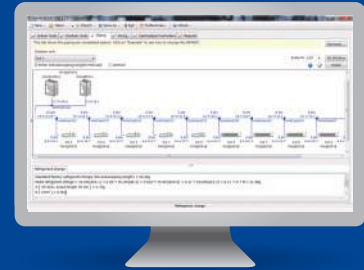
Daikin Engineering Supports



Model Selection Software

VRV Xpress

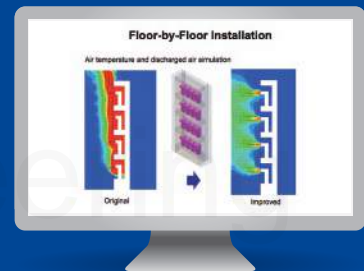
VRV Xpress is a flexible design software that optimises equipment selection. It can empower consultants and air conditioning engineers so they can fully enhance their equipment selections to design the most effective, optimum systems possible. The software also allows the choice of outdoor units based on peak loads rather than the sum of required capacities for each indoor unit. This fine-tuning feature reduces VRV system sizes and increases efficiency.



CFD Simulation to Optimise Outdoor Unit Layouts

DT FLOW II

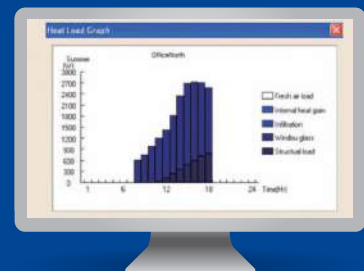
DT FLOW II is a simulation software that uses computational fluid dynamics (CFD), aiming to optimise outdoor unit layouts right at the design stage. When discharged air from the outdoor unit is drawn back into the suction vent, it can short circuit the system and lead to: decrease in efficiency of cooling operations, capacity shortages, operation cut-offs, and shorter lifetime for the outdoor unit. To avoid the need for expensive layout modifications once construction is complete, Daikin uses the CFD method at the early design stage. This can help consultants and architects optimise their outdoor unit arrangement.



Heat Load Calculation

DACCS-HKGS and HKGSA


The DACCS program uses a steady-state load calculation method to compute heat load over a 24-hour period on summer and winter days. The heat load coming in through outer walls and rooftops from strong summer sunlight can be substantial, but the DACCS program applies effective temperature differences based on the effects of heat accumulated in the walls. The program also accesses 24-hour weather data for all major cities. The standard design data includes accurate weather information for 140 countries.



Drawing Supports

CAD Symbols

Users download CAD symbol drawing materials, including 2D CAD symbols and 3D Revit data, for VRV systems designing. The 3D Revit data contains specifications for Daikin products, including things like capacities and electric characteristics to support Business Information Modeling (BIM).



Warning

- Ask a qualified installer or contractor to install this product. Do not try to install the product yourself. Improper installation can result in water or refrigerant leakage, electrical shock, fire or explosion.
- Use only those parts and accessories supplied or specified by Daikin. Ask a qualified installer or contractor to install those parts and accessories. Use of unauthorised parts and accessories or improper installation of parts and accessories can result in water or refrigerant leakage, electrical shock, fire or explosion.
- Read the user's manual carefully before using this product. The user's manual provides important safety instructions and warnings. Be sure to follow these instructions and warnings.

If you have any enquiries, please contact your local importer, distributor and/or retailer.

Cautions on product corrosion

1. Air conditioners should not be installed in areas where corrosive gases, such as acid gas or alkaline gas, are produced.
2. If the outdoor unit is to be installed close to the sea shore, direct exposure to the sea breeze should be avoided. If you need to install the outdoor unit close to the sea shore, contact your local distributor.

TT Air Engineering



TIS 1529-2561

This product complies with TIS1529-2561 and covers the air conditioner total cooling capacity up to 18000 W.

SIAM DAIKIN SALES CO.,LTD.

22 Soi Onnuch 55/1
Pravet Subdistrict, Pravet District,
Bangkok 10250

Tel. 0-2838-3200

Fax. 0-2721-7607



VRV is a trademark of Daikin Industries, Ltd.

VRV Air Conditioning System is the world's first individual air conditioning system with variable refrigerant flow control and was commercialised by Daikin in 1982.

VRV is the trademark of Daikin Industries, Ltd., which is derived from the technology we call "variable refrigerant volume."

Specifications, designs and other content appearing in this brochure are current as of October 2020 but subject to change without notice.

©All rights reserved 10/20 AK